



LITHIUM PRO

ADVANCED LiFePO4 TECHNOLOGY

C12-150XLi+

**150AH LITHIUM IRON PHOSPHATE
LiFePO4 DEEP CYCLE BATTERY**

12.8V

150Ah

1920WH

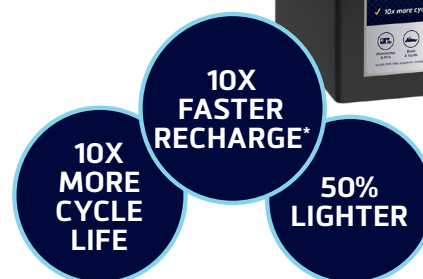
3000+
CYCLES

Century Lithium Pro batteries are designed to provide long lasting power in recreational deep cycle applications. Capable of delivering over 3000 cycles¹, 50% more usable energy and up to 10x faster recharging*. They are suitable as a drop-in replacement for standard 12V Flooded, Gel or AGM Deep Cycle batteries.[^]

APPLICATIONS

Century Lithium Pro batteries are ideal for use in a range of applications where longer life, faster recharge and dependable power is required.

Marine, 4x4 Dual Battery Systems, Caravans, Camper Trailers, Portable Solar, Recreational Vehicles.



FEATURES & BENEFITS



Longer Service Life

3000+ cycles @80% DOD



Advanced BMS System

Control system to regulate and protect battery cells during operation



Wide Operating Temperature

Suitable for use in a range of applications and operating conditions (0°C to 45°C)



Superior Energy Capacity

More usable power from smaller footprint



ABS & PC Casing

Flame retardant and hardwearing casing for increased protection



Bluetooth Monitoring System

Monitors capacity, voltage, current, SOC, SOH, number of cycles and remaining run time



Superior Recharge Efficiency

10X faster recharge for less downtime & deep discharge recovery



Multi-Angle Fitment

90° side mount for fitment flexibility²



IP65 Rated

Protection against contamination from dust & water



Low Self Discharge

<3% Self discharge per month for increased energy retention when not in use



Regulatory Compliance Mark

Fully compliant to Australian & New Zealand electrical safety regulations



Constant Power Delivery

Delivers the same amount of power during the entire discharge cycle



LPCM (Low power consumption mode)

Minimises power without completely shutting the battery down



Series/Parallel Circuits

Maximum 4 batteries in series or 4 batteries in parallel



Lightweight Design

Approximately half the weight of lead acid equivalent

CERTIFICATIONS:

IEC62619

Specifies safety requirements for secondary lithium cells and batteries.

IEC61960

ESD immunity testing.

IEC60095 v3

Vibration testing.

AS/NZS CISPR 32

EMC emission testing to meet RCM compliance.

UN38.3

Tests to ensure the safety of lithium batteries during transportation.

BLUETOOTH MONITORING SYSTEM

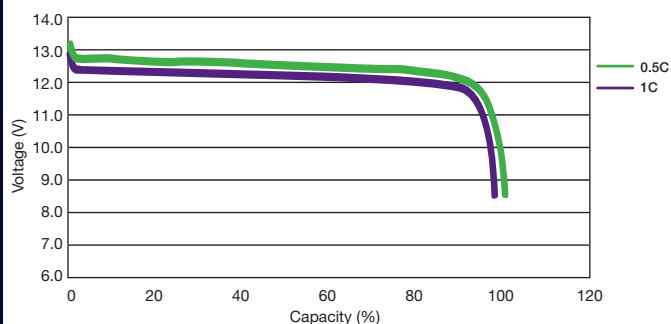
The C12-150XLi+ incorporates a state-of-the-art Bluetooth monitoring system to monitor battery capacity, state of charge, state of health, voltage, number of cycles and remaining run time. This provides maximum control over the performance and life of your battery from your smart device.

LOW POWER CONSUMPTION MODE (LPCM)

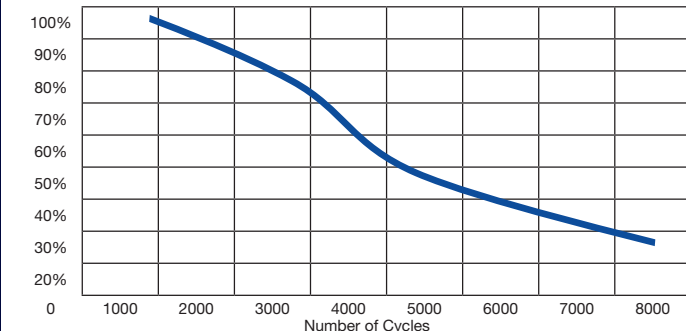
Automatically lowers the battery's energy use after 72 hours of minimal draw (less than 1A), helping to reduce self-discharge and extend battery life.

1. At 80% DOD / # Not suitable for cranking/starting and under bonnet, grid connected solar systems or float charge applications. *Compared with standard flooded lead acid battery. ^When used within recommended operating conditions and in conjunction with a compatible Lithium charger or charging system. ²Where feasible, always install upright to optimise the performance under a dynamic vibration condition

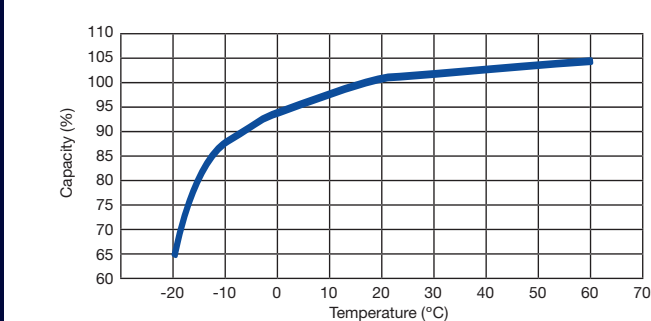
DISCHARGE CHARACTERISTICS



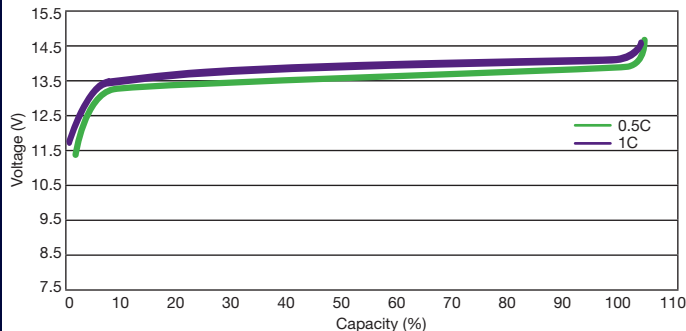
NUMBER OF CYCLES



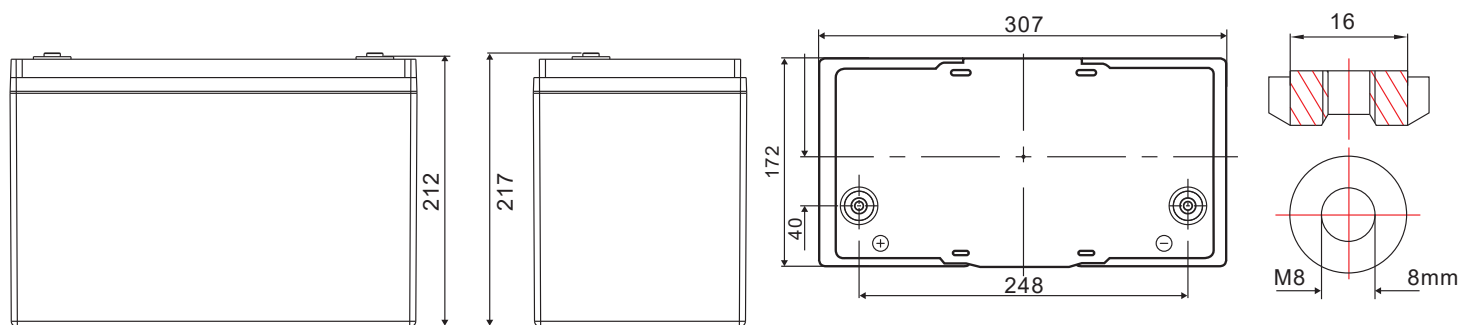
TEMPERATURE EFFECT ON CAPACITY



CHARGING CHARACTERISTICS



DIMENSIONS (mm) (N70 BATTERY SIZE)



PRODUCT SPECIFICATIONS

Item ID	117104	Terminal Type:	M8 Terminal Bolts (10-12Nm)
Battery Type	C12-150XLi+	Standard Charging Current:	75A
Barcode	9313857336583	Maximum Charging Current:	150A
Warranty:	5 Years Recreational Use ²	Charging Temperature:	0°C to +45°C
Technology	LiFePO4	Charging Voltage:	14.4V
Cell Structure	Prismatic Cell	Standard Discharge Current:	75A
Voltage:	12.8V	Maximum Discharge Current:	150A
Ah:	150Ah	Discharge Temperature:	-20°C to +55°C
Watt-Hour:	1920WH	Maximum Connection:	4 in Series OR 4 in Parallel
Number of Cycles:	3000+ Cycles @80% DOD	Inverter Information:	1x Battery = 1500W Max 2x Battery Parallel = 3000W Max
Weight (Approx):	16.5Kg	IP Rating:	IP65

² Conditions apply see product for more details

For more information visit
centurybatteries.com.au or call 1300 362 287
centurybatteries.co.nz or call 0800 93 93 93

Century
 Batteries that last and last

CB105-3601