



LITHIUM PRO

ADVANCED LiFePO4 TECHNOLOGY

C12-200XLi

**200AH LITHIUM IRON PHOSPHATE
LiFePO4 DEEP CYCLE BATTERY**

12.8V

200Ah

2560WH

3000+
CYCLES

Century Lithium Pro batteries are designed to provide long lasting power in recreational deep cycle applications. Capable of delivering over 3000 cycles¹, 50% more usable energy and up to 10X faster recharging* they are suitable as a drop-in replacement for standard 12V Flooded, Gel or AGM Deep Cycle batteries.[^]

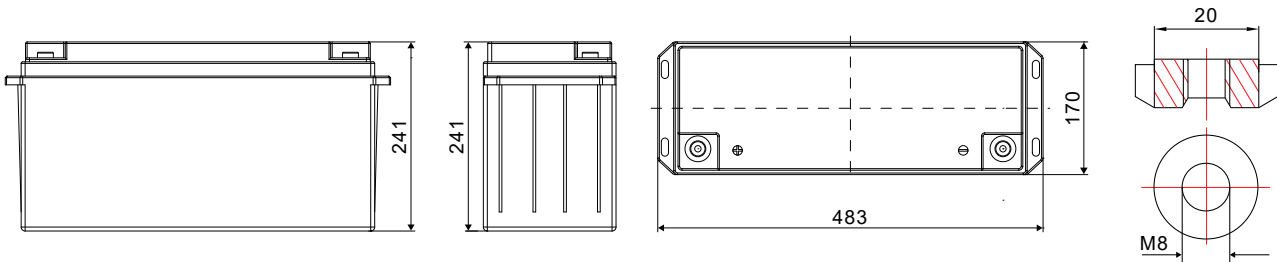
Century Lithium Pro batteries ideal for use in a range of applications where longer life, faster recharge and dependable power is required.



APPLICATIONS

Marine, 4x4 Dual Battery Systems, Caravans, RV's, Camper Trailers, Portable Solar, Recreational Vehicles

DIMENSIONS (mm)



PRODUCT SPECIFICATIONS

Item ID	117101	Terminal Type:	M8 Terminal Bolts (10-12Nm)
Battery Type	C12-200XLi	Standard Charging Current:	50A
Barcode	9313857335234	Standard Discharge Current:	100A
Warranty:	5 Years Recreational Use ²	Charging Temperature:	0°C to +45°C
Technology	LiFePO4	Charging Voltage:	14.4V
Cell Structure	Prismatic Cell	Maximum Charging Current:	150A @25°C
Voltage:	12.8V	Maximum Discharge Current:	180A @25°C ³
Ah:	200Ah	Discharge Temperature:	-20°C to +55°C
Watt-Hour:	2560Wh	Maximum Connection:	4 in Series and 2 in Parallel
Number of Cycles:	3000+ Cycles @80% DOD	Inverter Information::	2000w Max
Weight:	24.5Kg	IP Rating:	IP65

CERTIFICATIONS
UN38.3

¹. At 80% DOD / # Not suitable for cranking/starting and under bonnet, grid connected solar systems or float charge applications. *Compared with standard flooded lead acid battery.
[^]When used within recommended operating conditions and in conjunction with a compatible Lithium charger or charging system. ²Conditions apply see product for more details.
³Continuous discharge at maximum current at high temperature will result in reduced run time and potentially BMS cut-off for temperature protection.

FEATURES & BENEFITS



Longer Service Life

3000+ cycles @80% DOD



Superior Energy Capacity

More usable power from smaller footprint, reducing system and footprint requirements



Superior Recharge Efficiency

10X faster recharge for less downtime & deep discharge recovery



Low Self Discharge

<2% Self discharge per month for increased energy retention when not in use



Lightweight Design

Half weight of lead acid equivalent – ideal for weight restricted and GVM applications



Wide Operating Temperature

Suitable for use in a range of applications and operating conditions (0°C to 45°C)



Constant Power Delivery

Delivers the same amount of power during the entire discharge cycle



Advanced BMS System

Control system to regulate and protect battery cells during operation



Bluetooth Monitoring System

Monitors capacity, voltage, current, SOC, SOH, number of cycles and remaining run time



ABS Casing

Flame retardant and hardwearing casing for increased protection



IP65 Rated

Protection against contamination from dust & water



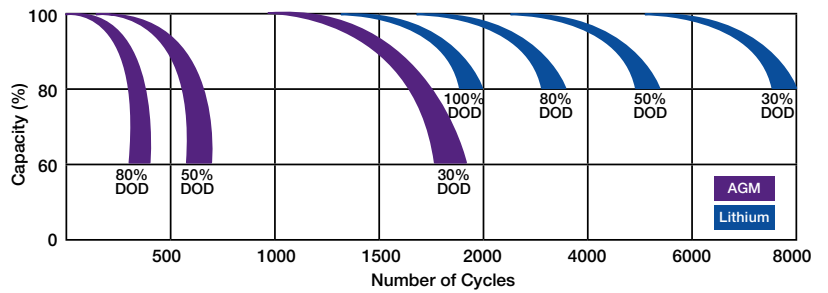
Multi-Angle Fitment

90° side mount for fitment flexibility+

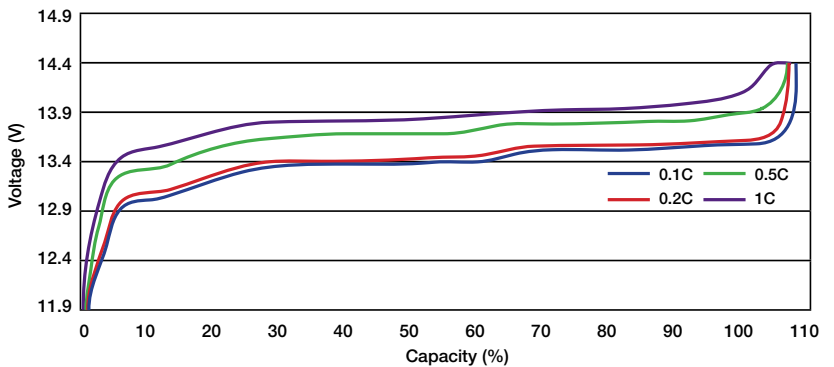


*Where feasible, always install upright to optimise the performance under a dynamic vibration condition.

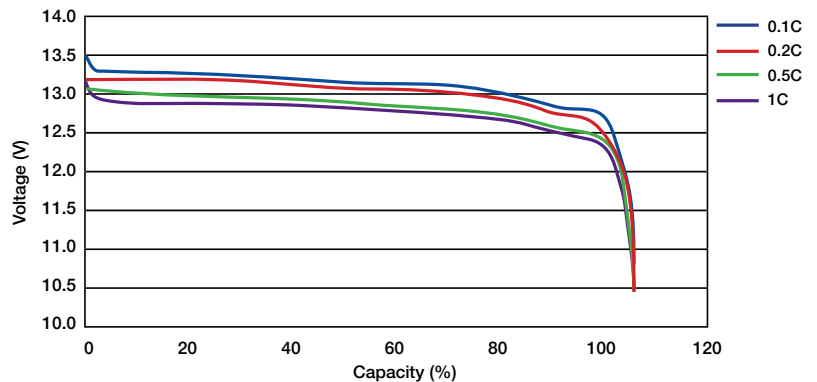
NUMBER OF CYCLES



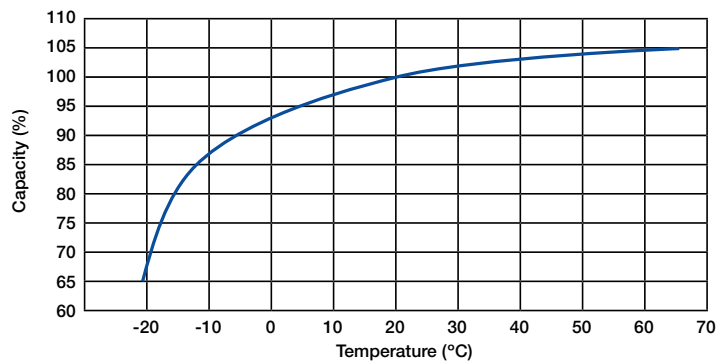
CHARGING CHARACTERISTICS



DISCHARGE CHARACTERISTICS



TEMPERATURE EFFECT ON CAPACITY



For more information visit

centurybatteries.com.au or call 1300 362 287

centurybatteries.co.nz or call 0800 93 93 93



Batteries that last and last