

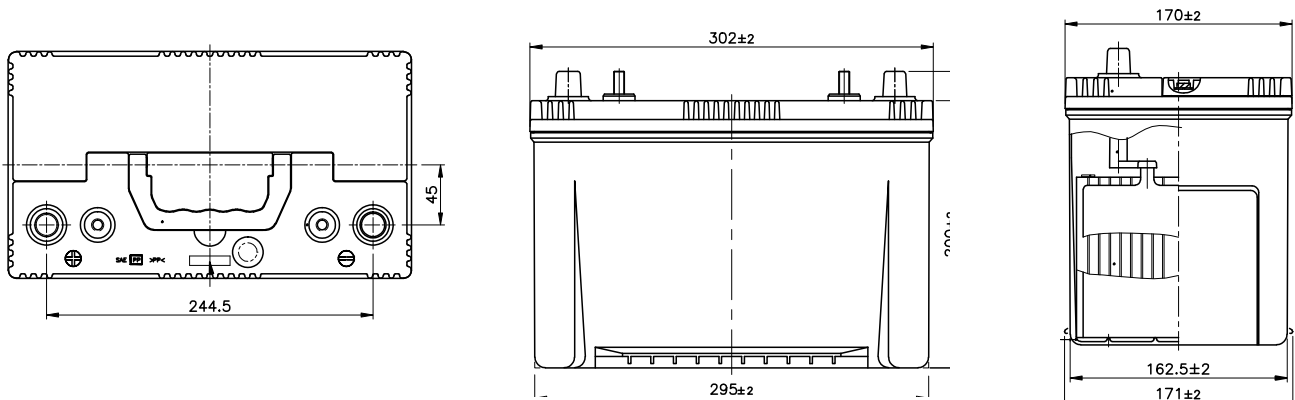
27DCMF Flooded Deep Cycle Battery

Century Deep Cycle Flooded batteries are constructed using thicker plates, specialist lead calcium alloys and denser active material, to withstand repeated recharge and discharge cycles. Premium grade raw materials and electrolyte ensures reliable deep cycle performance in recreational applications.



Item ID:	645101	Special Features:	Maintenance Free Carry Handle State of Charge Indicator Platelock Technology
Description:	27DCMF		
Technology:	Flooded Lead Acid	Case Material:	Polypropylene (PP)
Volts:	12V	Separator Type:	Polyethylene (PE)
Ah:	96Ah	Positive Grid Material:	Lead Calcium Alloy Expanded Grids
Weight:	21.2kg	Negative Grid Material:	Lead Calcium Alloy Expanded Grids

Product Dimensions



Charging Procedure

Correct charging is one of the most important factors when using deep cycle lead acid batteries. Following a discharge, the battery should be fully charged in a well ventilated area.

Charging at constant voltage is the most suitable method for charging a deep cycle battery. Figure A (overleaf) shows the typical charging characteristic of a deep cycle battery that has been discharged to 80% depth of discharge, then charged with a constant voltage charger at 2.40vpc with the initial charging current controlled at 0.1CA.

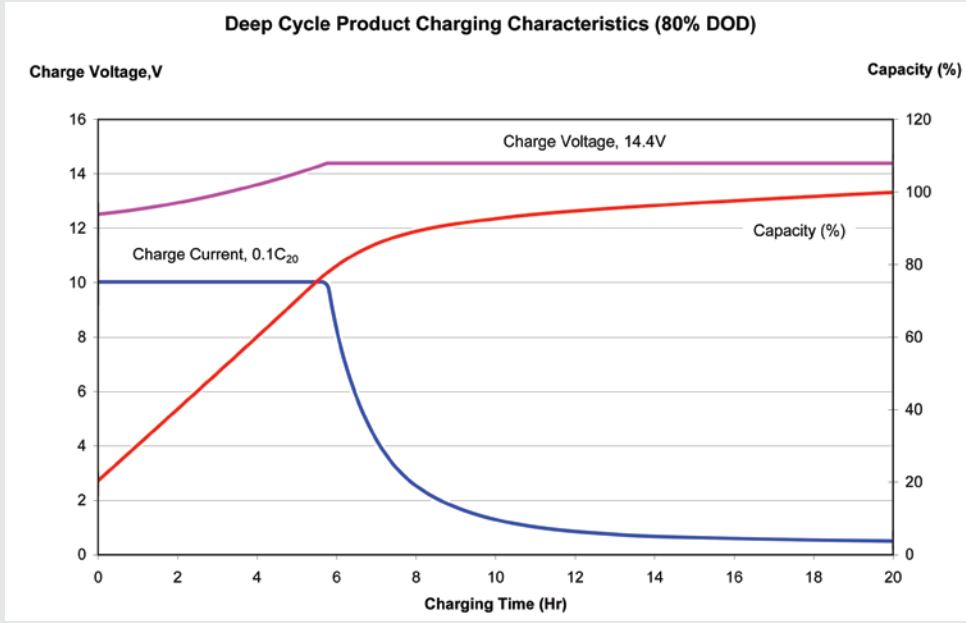
The charging current is maintained at this level until the battery voltage reaches 2.40vpc. At this point, the constant voltage phase starts and charging current gradually drops. The charging process is terminated when

the charging current has dropped below 2% of nominal capacity, or total charging time of 24 to 36 hours. It is recommended that charging should be stopped if the electrolyte temperature reaches 50°C. It can recommence when the temperature has dropped back below 40°C.

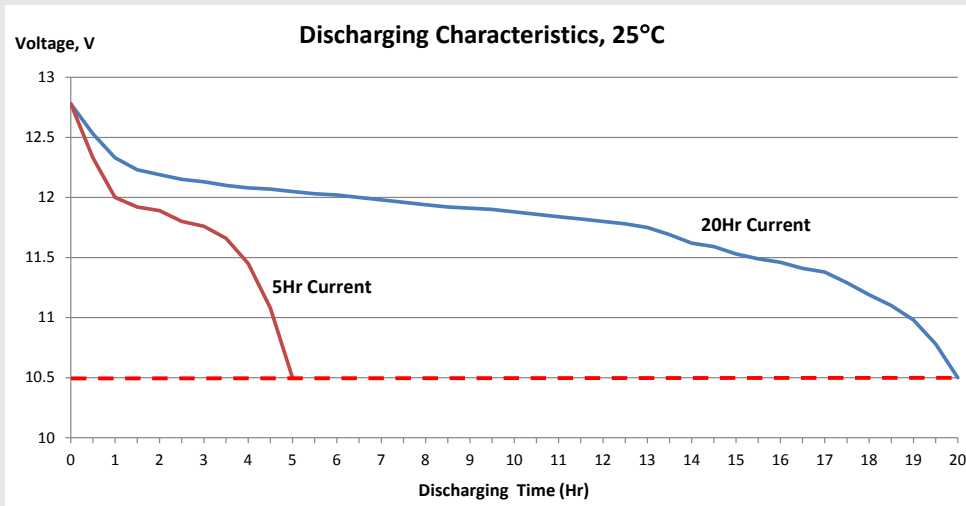
In an application where multiple batteries are employed, there is also a need to provide an equalisation charge once a month. This ensures that every cell in the battery bank is fully charged and balanced. This is completed by fully charging the battery, then extending the charging time by another 12 to 24 hours at 2.40vpc.

To maintain optimum performance, it is recommended that the battery is recharged at least once per month while in storage.

Charging Curve Example (Figure A)



Discharge Curve Example



Product	C ₂₀ (Ah)	C ₁₀ (Ah)	C ₅ (Ah)
27DCMF	96	86	77

Century Deep Cycle range:



- 27DCMF**
- 12DC**
- N150DC**
- 24DCMF**
- 47DC**
- N200DC**
- 30DCMF**
- N70DC**



Battery Disposal

This battery is 98% recyclable. Help create a cleaner New Zealand, return your used battery to the original place of purchase or your nearest CenturyYuasa approved Battery Recycling Centre.

Visit cyb.co.nz or call 0800 93 93 93 to find the nearest centre to you.



Batteries that last and last

For more information visit
www.centurybatteries.co.nz
 or call 0800 93 93 93