



Batteries that last and last



CAR &
PASSENGER
VEHICLE
BATTERIES



LONGER LIFE AND SUPERIOR PERFORMANCE FOR TODAY'S MODERN VEHICLES

CENTURY'S CAR AND PASSENGER VEHICLE BATTERIES ARE THE ULTIMATE IN BATTERY PERFORMANCE AND TECHNOLOGY. FEATURING SPECIALIST INTERNAL COMPONENTS, UNIQUE DESIGN FEATURES AND INDUSTRY LEADING TECHNOLOGIES TO COMBAT THE CAUSES OF BATTERY FAILURE, FOR LONGER LIFE AND SUPERIOR PERFORMANCE.

A comprehensive selection of maintenance free and maintainable batteries delivering more than just superior starting power. Century's car and passenger vehicle batteries deliver exceptional corrosion resistance, longer life and the performance to handle the demands of today's modern vehicles.



CENTURY YUASA, DESIGNING AND MANUFACTURING BATTERIES SINCE 1928.

Century Batteries is part of the Century Yuasa group, New Zealand's leading battery supplier. Our reputation for quality and innovation has been refined and demonstrated over many decades.

In this time we have developed the engineering expertise and technical know-how to ensure we deliver a range of superior quality batteries better suited to New Zealand's diverse climate and tough conditions.

Today we pride ourselves in offering our customers a range of market leading products and services which continue to set new standards in technology and performance.

PASSENGER





CHOOSING THE RIGHT BATTERY

Modern vehicles are becoming increasingly complex, placing extra demands on a battery's performance. Optional electrical accessories, regenerative braking technology and advanced engine management systems, all place extra loads on the battery.

| CAR & PASSENGER VEHICLE RANGE | | | |
|-------------------------------|---|---|---|
| |  |  |  |
| Battery Type | Ultra Hi Performance | Hi Performance | Power Series |
| Fitment | For late model vehicles with superior starting power | For late model vehicles with dependable starting power | For older vehicles with reliable starting power |
| Application | For cars with multiple accessories | For cars with standard accessories | For cars with limited accessories |
| Performance |  |  |  |
| SPECIFICATIONS | | | |
| Special Features | » Diamond mesh plate design » Calcium technology » Heat sealed double lid design » State of Charge Indicator | » Expanded plate design » Calcium technology » Heat sealed double lid design » State of Charge Indicator | » Antimonial technology » Maintainable design for maximum control over battery life |
| Design |  MAINTENANCE FREE DESIGN |  MAINTENANCE FREE DESIGN |  MAINTAINABLE DESIGN |
| Warranty |  |  |  |

Based on 57MF, 40B20LMF & G41. † Conditions apply. Refer to individual warranty statements attached to each battery.



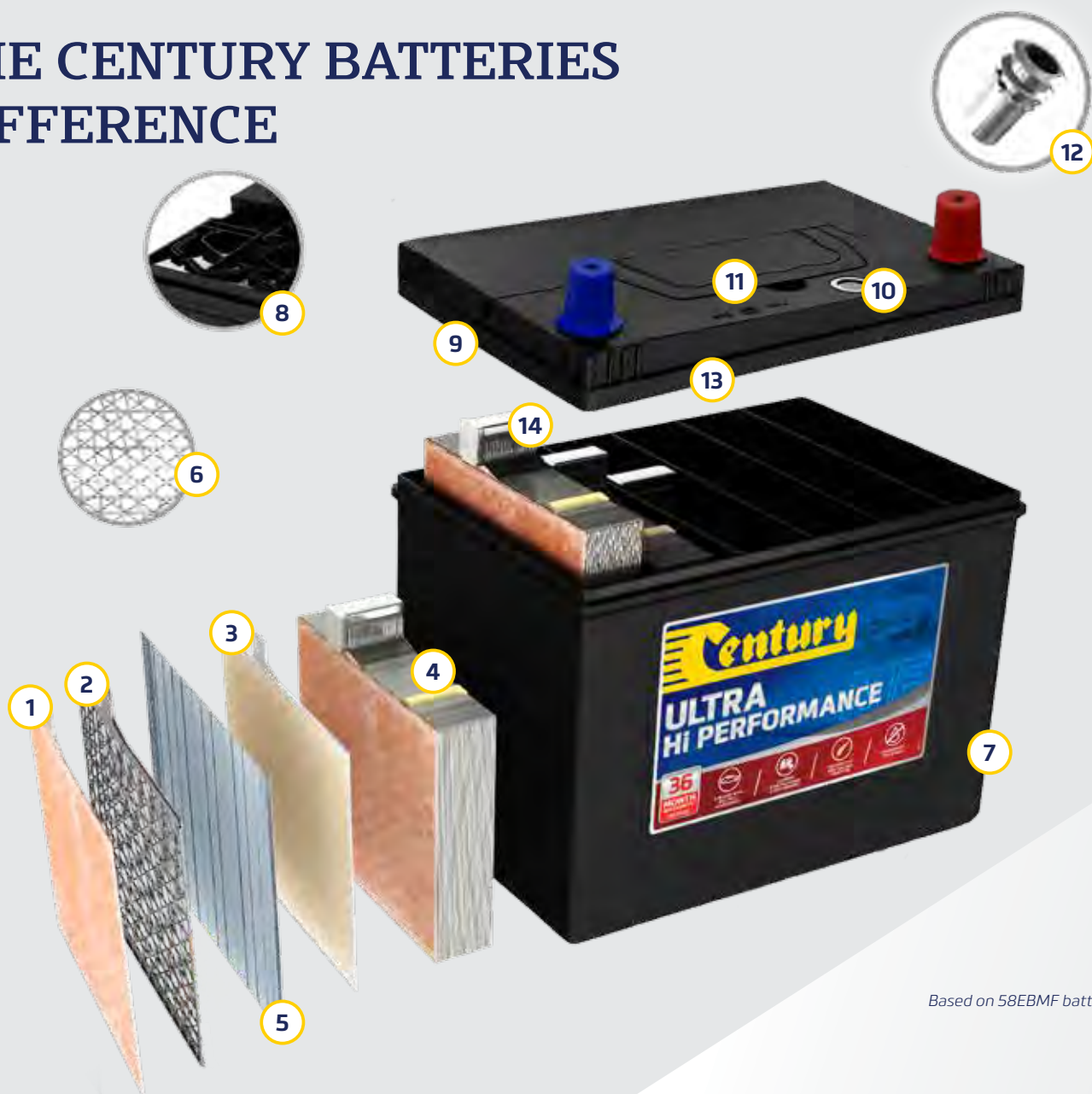
ONLINE BATTERY FINDER

Are you short on time?

Use Century's online Battery Finder to quickly and easily find the most suitable battery for your needs.

- 1 Visit centurybatteries.co.nz
- 2 Key in the vehicle make, model and year
- 3 The online Battery Finder quickly finds the most suitable battery for your needs

THE CENTURY BATTERIES DIFFERENCE



Based on 58EBMF battery.

1 ROLLED EXPANDED HIGH TIN GRID

Provides improved corrosion resistance and longer life.

2 WROUGHT LEAD-CALCIUM GRIDS

Improves resistance to grid corrosion & over-charging, and minimises gassing and water usage for reduced self-discharge.

3 NST PLATE TISSUE

Special tissue on positive plates prevents active material shedding during frequent charging and discharging.

4 PLATELOCK™ TECHNOLOGY

Combats vibration shock and damage from rough, uneven conditions.

5 LOW-RESISTANCE ENVELOPE SEPARATORS

Improves vibration resistance & helps prevent internal shorts between positive and negative plates.

6 DIAMOND MESH

Increased conductivity for higher performance.

7 POLYPROPYLENE CASE

Reinforced design provides durability to withstand shock and vibration.

8 DOUBLE LID WITH LABYRINTH STRUCTURE

Prevents electrolyte loss by collecting and returning liquid to the reservoir.

9 FLAME ARRESTOR

Prevents external ignition sources from entering the battery.

10 STATE OF CHARGE INDICATOR

For on the spot diagnosis of battery condition.

11 CARRY HANDLE

Ergonomic easy fold-down carry handle.

12 COLD FORGED TERMINAL

Improves strength.

13 HEAT SEALED DOUBLE LID

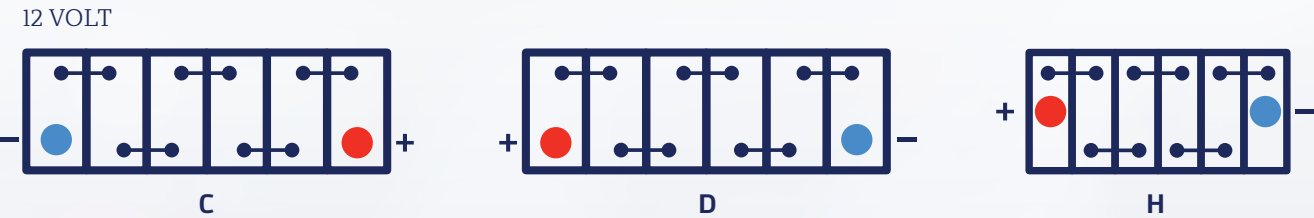
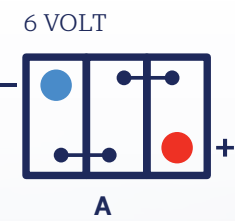
Prevents contamination, improves strength & reduces water loss.

14 CAST-ON PLATE STRAPS

Stronger than conventional connectors. Reduces damage from rough uneven conditions, shock & vibration.



CELL ASSEMBLY LAYOUT



TERMINAL TYPES

STANDARD TERMINAL POST (STD)

STANDARD & FRONT TERMINAL POST (STD/FRONT)

DUAL FIT TERMINAL POST (DF)

JIS PENCIL

LUG TERMINAL (LUG)

BATTERY HOLD-DOWN

SIDE HOLD-DOWN

END HOLD-DOWN

DIN STYLE SIDE HOLD-DOWN

DIN STYLE END HOLD-DOWN

SPECIAL FEATURES GLOSSARY

| | | | | | |
|----|---------------------------|----|------------------|----|-----------------------|
| CH | Carry Handles | FA | Flame Arrestor | PL | Platelock™ Technology |
| CI | State of Charge Indicator | LM | Low Maintenance | SL | Side Ledge |
| CV | Central Venting | MF | Maintenance Free | VR | Vibration Resistant |
| EL | End Ledge | MR | Mud Rack | | |



Ultra Hi Performance

Century Ultra Hi Performance batteries are the ultimate in battery performance and maintenance free technology.

Featuring specialist internal components, unique design features and industry leading technology to combat the causes of battery failure and deliver reliability, longer life and superior performance.

- » Superior starting power
- » Enhanced active material reduces water loss
- » Platelock™ technology providing shock and vibration resistance[#]



FOR CARS WITH
MULTIPLE
ACCESSORIES



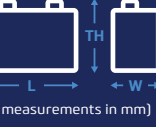





SUPERIOR
STARTING POWER
& PERFORMANCE



DESIGNED FOR
NEW ZEALAND
CONDITIONS



MAINTENANCE
FREE DESIGN

| ITEM ID | BATTERY TYPE | WARRANTY † | VOLTS | CCA -18°C | RC @ 25°C | AH @ 20HR |  | | | |  |  |  |  |  |
|---------|--------------|------------|-------|-----------|-----------|-----------|---|-----|-----|-----|---|--|---|---|---|
| | | | | | | | L | W | H | TH | | | | | |
| | | | | | | | ULTRA HI PERFORMANCE | | | | | | | | |
| 605106 | 57MF | 36 | 12 | 530 | 86 | 52 | 235 | 174 | 184 | 205 | D | 13.70 | STD | SIDE | CH, CI, FA, MF, MR, PL, SL, VR |
| 605105 | 57EFMF | 36 | 12 | 530 | 86 | 52 | 231 | 171 | 184 | 205 | D | 13.70 | STD | - | CH, CI, FA, MF, MR, PL, VR |
| 605108 | 58MF | 36 | 12 | 530 | 86 | 52 | 235 | 174 | 184 | 205 | C | 13.70 | STD | SIDE | CH, CI, FA, MF, MR, PL, SL, VR |
| 605107 | 58EBMF | 36 | 12 | 530 | 86 | 52 | 231 | 171 | 184 | 205 | C | 13.70 | DF | - | CH, CI, FA, MF, MR, PL, VR |
| 605103 | 55D23LMF | 36 | 12 | 500 | 100 | 60 | 232 | 173 | 202 | 225 | C | 15.20 | STD | - | CH, CI, CV, FA, MF, MR, PL, VR |
| 605104 | 55D23RMF | 36 | 12 | 500 | 100 | 60 | 232 | 173 | 202 | 225 | D | 15.20 | STD | - | CH, CI, CV, FA, MF, MR, PL, VR |
| 605100 | 48LMF | 36 | 12 | 500 | 90 | 55 | 247 | 180 | 180 | 225 | C | 13.80 | STD | SIDE/END | CH, CI, CV, FA, EL, MF, SL |
| 605101 | 48RMF | 36 | 12 | 500 | 90 | 45 | 247 | 180 | 180 | 225 | D | 13.80 | STD | SIDE/END | CH, CI, CV, FA, EL, MF, SL |
| 605102 | 50D20LMF | 36 | 12 | 450 | 75 | 60 | 202 | 173 | 200 | 225 | C | 13.00 | STD | SIDE | CH, CI, FA, MF, MR, PL, SL, VR |
| 605109 | 75SMF | 36 | 12 | 550 | 113 | 60 | 230 | 179 | 180 | 205 | H | 14.80 | STD + FRONT | SIDE | CH, CI, CV, FA, MF, SL |
| 605110 | N65DMF | 36 | 12 | 750 | 140 | 80 | 305 | 190 | 170 | 190 | D | 18.20 | STD | SIDE | CH, CI, CV, FA, MF, SL |
| 605116 | NS60LMF | 36 | 12 | 430 | 76 | 45 | 235 | 129 | 199 | 219 | C | 11.90 | JIS PENCIL | - | CH, CI, FA, MF, MR, PL, VR |
| 605117 | NS60LSMF | 36 | 12 | 430 | 76 | 45 | 235 | 129 | 199 | 219 | C | 11.90 | STD | - | CH, CI, FA, MF, MR, PL, VR |
| 605118 | NS60MF | 36 | 12 | 430 | 76 | 45 | 235 | 129 | 199 | 219 | D | 11.90 | JIS PENCIL | - | CH, CI, FA, MF, MR, PL, VR |
| 605119 | NS60SMF | 36 | 12 | 430 | 76 | 45 | 235 | 129 | 199 | 219 | D | 11.90 | STD | - | CH, CI, FA, MF, MR, PL, VR |
| 605111 | NS40KLMF | 36 | 12 | 330 | 63 | 38 | 195 | 136 | 200 | 220 | C | 10.00 | JIS PENCIL | SIDE | CH, CI, FA, MF, MR, PL, SL, VR |
| 605112 | NS40ZLMF | 36 | 12 | 330 | 63 | 38 | 195 | 126 | 200 | 220 | C | 10.00 | JIS PENCIL | - | CH, CI, FA, MF, MR, PL, VR |
| 605113 | NS40ZLSMF | 36 | 12 | 330 | 63 | 38 | 195 | 126 | 200 | 220 | C | 10.00 | STD | - | CH, CI, FA, MF, MR, PL, VR |
| 605114 | NS40ZMF | 36 | 12 | 330 | 63 | 38 | 195 | 126 | 200 | 220 | D | 10.00 | JIS PENCIL | - | CH, CI, FA, MF, MR, PL, VR |
| 605115 | NS40ZSMF | 36 | 12 | 330 | 63 | 38 | 195 | 126 | 200 | 220 | D | 10.00 | STD | - | CH, CI, FA, MF, MR, PL, VR |

† Conditions apply. Refer to individual warranty statements attached to each battery. #Selected items only.



Ultra Hi Performance DIN

Century Ultra Hi Performance DIN batteries have been designed and manufactured to deliver longer life and superior performance while meeting the fitment requirements of European and Imported vehicles.

- » Superior starting power
- » Specialist plate design to reduce self-discharge and water loss
- » Superior grid strength delivering improved corrosion resistance



FOR CARS WITH
MULTIPLE
ACCESSORIES









SUPERIOR
STARTING POWER
& PERFORMANCE



DESIGNED FOR
NEW ZEALAND
CONDITIONS



MAINTENANCE
FREE DESIGN

| ITEM ID | BATTERY TYPE | WARRANTY † | VOLTS | CCA -18°C | RC @ 25°C | AH @ 20HR |  (all measurements in mm) | | | |  |  |  |  |  |
|--------------------------|--------------|------------|-------|-----------|-----------|-----------|---|-----|-----|-----|---|--|---|---|---|
| | | | | | | | L | W | H | TH | | | | | |
| ULTRA HI PERFORMANCE DIN | | | | | | | | | | | | | | | |
| 615100 | DIN44MF | 36 | 12 | 420 | 71 | 43 | 208 | 175 | 175 | 175 | C | 11.50 | STD | SIDE | CH, CI, EL, FA, MF, MR, PL, SL, VR |
| 615114 | DIN53ZLXMF | 36 | 12 | 600 | 105 | 60 | 242 | 175 | 175 | 175 | C | 14.40 | STD | SIDE/END | CH, CI, EL, FA, MF, MR, SL |
| 615101 | DIN53ZLMF | 36 | 12 | 500 | 94 | 54 | 245 | 175 | 175 | 175 | C | 13.50 | STD | SIDE/END | CH, CI, EL, FA, MF, MR, PL, SL, VR |
| 615102 | DIN53ZRMF | 36 | 12 | 500 | 94 | 54 | 245 | 175 | 175 | 175 | D | 13.50 | STD | SIDE/END | CH, CI, EL, FA, MF, MR, PL, SL, VR |
| 615103 | DIN55FMF | 36 | 12 | 500 | 94 | 54 | 245 | 175 | 175 | 175 | C | 13.50 | LUG | SIDE/END | CH, CI, EL, FA, MF, MR, PL, SL, VR |
| 615104 | DIN55ZLAGMF | 36 | 12 | 500 | 95 | 55 | 242 | 174 | 190 | 190 | C | 14.00 | STD | SIDE/END | CH, CI, CV, EL, FA, MF, SL |
| 615105 | DIN65ZLMF | 36 | 12 | 690 | 110 | 63 | 277 | 175 | 175 | 175 | C | 15.50 | STD | SIDE/END | CH, CI, EL, FA, MF, MR, PL, SL, VR |
| 615106 | DIN66ZLAGMF | 36 | 12 | 710 | 140 | 78 | 277 | 174 | 190 | 190 | C | 17.40 | STD | SIDE/END | CH, CI, CV, EL, FA, MF, SL |
| 615107 | DIN66ZRAGMF | 36 | 12 | 710 | 140 | 78 | 277 | 174 | 190 | 190 | C | 17.40 | STD | SIDE/END | CH, CI, CV, EL, FA, MF, SL |
| 615108 | DIN75ZLMF | 36 | 12 | 830 | 170 | 95 | 313 | 175 | 175 | 190 | C | 20.70 | STD | SIDE/END | CH, CI, EL, FA, MF, MR, PL, SL, VR |
| 615109 | DIN75ZRMF | 36 | 12 | 790 | 160 | 90 | 313 | 175 | 175 | 190 | D | 20.20 | STD | SIDE/END | CH, CI, EL, FA, MF, MR, PL, SL, VR |
| 615111 | DIN74ZLMF | 36 | 12 | 730 | 135 | 80 | 313 | 175 | 175 | 175 | C | 18.00 | STD | SIDE/END | CH, CI, EL, FA, MF, MR, PL, SL, VR |
| 615110 | DIN85ZLMF | 36 | 12 | 780 | 150 | 85 | 354 | 175 | 175 | 175 | C | 20.00 | STD | SIDE/END | CH, CI, EL, FA, MF, MR, PL, SL, VR |
| 615112 | DIN88ZLMF | 36 | 12 | 860 | 170 | 100 | 353 | 175 | 175 | 190 | C | 23.00 | STD | SIDE/END | CH, CI, EL, FA, MF, MR, PL, SL, VR |
| 615113 | DIN110ZLMF | 36 | 12 | 920 | 195 | 110 | 395 | 175 | 175 | 190 | C | 27.00 | STD | SIDE/END | CH, CI, EL, FA, MF, MR, PL, SL, VR |

† Conditions apply. Refer to individual warranty statements attached to each battery.



Hi Performance

Century Hi Performance batteries feature hard wearing internal components to reduce corrosion and enhance vibration resistance, while producing dependable power and performance.

- » Dependable starting power
- » Enhanced active material reduces water loss
- » Improved internal components for superior corrosion resistance



FOR CARS WITH
STANDARD
ACCESSORIES




DEPENDABLE
STARTING POWER
& PERFORMANCE



DESIGNED FOR
NEW ZEALAND
CONDITIONS



MAINTENANCE
FREE DESIGN

| ITEM ID | BATTERY TYPE | WARRANTY † | VOLTS | CCA -18°C | RC @ 25°C | AH @ 20HR |  | | | |  |  |  |  |  |
|----------------|--------------|------------|-------|-----------|-----------|-----------|---|-----|-----|-----|---|--|---|---|---|
| | | | | | | | L | W | H | TH | POLARITY | WEIGHT | TERM. TYPE | HOLD DOWN | SPECIAL FEATURES |
| Hi PERFORMANCE | | | | | | | | | | | | | | | |
| 601144 | 57MFHP | 24 | 12 | 510 | 79 | 47 | 240 | 174 | 180 | 205 | D | 13.20 | STD | SIDE/END | CH, CI, EL, FA, MF, MR, PL, SL, VR |
| 601145 | 58MFHP | 24 | 12 | 510 | 79 | 47 | 240 | 174 | 180 | 205 | C | 13.20 | STD | SIDE/END | CH, CI, EL, FA, MF, MR, PL, SL, VR |
| 601143 | 55D23LMFHP | 24 | 12 | 500 | 100 | 60 | 232 | 173 | 204 | 225 | C | 15.20 | STD | - | CH, CI, CV, FA, MF, PL, VR |
| 601111 | 75D26LMF | 24 | 12 | 560 | 101 | 60 | 257 | 173 | 201 | 222 | C | 16.80 | STD | SIDE/END | CH, CI, CV, EL, FA, MF, MR, SL |
| 601112 | 75D26RMF | 24 | 12 | 560 | 101 | 60 | 257 | 173 | 201 | 222 | D | 16.80 | STD | SIDE/END | CH, CI, CV, EL, FA, MF, MR, SL |
| 601124 | 45B24RMF | 24 | 12 | 400 | 71 | 45 | 236 | 128 | 201 | 223 | D | 12.03 | JIS PENCIL | - | CH, CI, CV FA, MF, MR |
| 601125 | 45B24LMF | 24 | 12 | 400 | 71 | 45 | 236 | 128 | 201 | 223 | C | 12.03 | JIS PENCIL | - | CH, CI, CV FA, MF, MR |
| 601126 | 45B24RSMF | 24 | 12 | 400 | 71 | 45 | 236 | 128 | 201 | 223 | D | 12.03 | STD | - | CH, CI, CV FA, MF, MR |
| 601127 | 45B24LSMF | 24 | 12 | 400 | 71 | 45 | 236 | 128 | 201 | 223 | C | 12.03 | STD | - | CH, CI, CV FA, MF, MR |
| 601107 | 40B20LMF | 24 | 12 | 310 | 47 | 31 | 195 | 127 | 201 | 223 | C | 9.65 | JIS PENCIL | - | CH, CI, CV, FA, MF, MR |
| 601108 | 40B20LSMF | 24 | 12 | 310 | 47 | 31 | 195 | 127 | 201 | 223 | C | 9.65 | STD | - | CH, CI, CV, FA, MF, MR |
| 601109 | 40B20RMF | 24 | 12 | 310 | 47 | 31 | 195 | 127 | 201 | 223 | D | 9.65 | JIS PENCIL | - | CH, CI, CV, FA, MF, MR |
| 601110 | 40B20RSMF | 24 | 12 | 310 | 47 | 31 | 195 | 127 | 201 | 223 | D | 9.65 | STD | - | CH, CI, CV, FA, MF, MR |
| 601139 | NS60LMFHP | 24 | 12 | 400 | 70 | 42 | 238 | 129 | 201 | 225 | C | 11.50 | JIS PENCIL | - | CH, CI, FA, MF, MR, PL, VR |
| 601140 | NS60MFHP | 24 | 12 | 400 | 70 | 42 | 238 | 129 | 201 | 225 | D | 11.50 | JIS PENCIL | - | CH, CI, FA, MF, MR, PL, VR |
| 601141 | NS60LSMFHP | 24 | 12 | 400 | 70 | 42 | 238 | 129 | 201 | 225 | C | 11.50 | STD | - | CH, CI, FA, MF, MR, PL, VR |
| 601142 | NS60SMFHP | 24 | 12 | 400 | 70 | 42 | 238 | 129 | 201 | 225 | D | 11.50 | STD | - | CH, CI, FA, MF, MR, PL, VR |
| 601135 | NS40ZLMFHP | 24 | 12 | 330 | 57 | 34 | 187 | 127 | 202 | 226 | C | 8.90 | JIS PENCIL | - | CH, CI, FA, MF, MR, PL, VR |
| 601136 | NS40ZMFHP | 24 | 12 | 330 | 57 | 34 | 187 | 127 | 202 | 226 | D | 8.90 | JIS PENCIL | - | CH, CI, FA, MF, MR, PL, VR |
| 601137 | NS40ZLSMFHP | 24 | 12 | 330 | 57 | 34 | 187 | 127 | 202 | 226 | C | 8.90 | STD | - | CH, CI, FA, MF, MR, PL, VR |
| 601138 | NS40ZSMFHP | 24 | 12 | 330 | 57 | 34 | 187 | 127 | 202 | 226 | D | 8.90 | STD | - | CH, CI, FA, MF, MR, PL, VR |

† Conditions apply. Refer to individual warranty statements attached to each battery.



Hi Performance DIN

Century Hi Performance DIN batteries have been designed and manufactured to meet the fitment requirements of European and Imported vehicles.

- » Calcium technology for longer service life
- » Specialist plate design to reduce self-discharge and water loss
- » State of Charge Indicator for on the spot diagnosis of battery condition



FOR CARS WITH
STANDARD
ACCESSORIES




DEPENDABLE
STARTING POWER
& PERFORMANCE



DESIGNED FOR
NEW ZEALAND
CONDITIONS



MAINTENANCE
FREE DESIGN

| ITEM ID | BATTERY TYPE | WARRANTY + | VOLTS | CCA -18°C | RC @ 25°C | AH @ 20HR |  (all measurements in mm) | | | |  |  |  |  |  |
|--------------------|--------------|------------|-------|-----------|-----------|-----------|---|-----|-----|-----|---|--|---|---|---|
| | | | | | | | L | W | H | TH | | | | | |
| Hi PERFORMANCE DIN | | | | | | | | | | | | | | | |
| 611100 | DIN53LMFHP | 24 | 12 | 470 | 86 | 52 | 245 | 175 | 175 | 175 | C | 13.00 | STD | SIDE/END | CH, CI, EL, FA, MF, MR, PL, SL, VR |
| 611101 | DIN65LMFHP | 24 | 12 | 560 | 102 | 61 | 277 | 175 | 175 | 175 | C | 15.00 | STD | SIDE/END | CH, CI, EL, FA, MF, MR, PL, SL, VR |
| 611102 | DIN75LMFHP | 24 | 12 | 690 | 133 | 80 | 313 | 175 | 175 | 175 | C | 17.50 | STD | SIDE/END | CH, CI, EL, FA, MF, MR, PL, SL, VR |
| 611103 | DIN85LMFHP | 24 | 12 | 710 | 141 | 84 | 354 | 175 | 175 | 175 | C | 19.50 | STD | SIDE/END | CH, CI, EL, FA, MF, MR, PL, SL, VR |

† Conditions apply. Refer to individual warranty statements attached to each battery.



Hi Performance Maintainable

Century Hi Performance maintainable batteries feature a mix of both Expanded and Hybrid grid designs, using Calcium and Antimonial technologies. Hard wearing components reduce corrosion, limit gassing and minimise water loss, ensuring dependable power when it's needed the most.

- » Dependable starting power
- » Specialist plate design to reduce self-discharge and water loss
- » Maintainable design for maximum control over battery life



FOR CARS WITH
STANDARD
ACCESSORIES



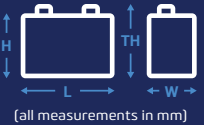





DEPENDABLE
STARTING POWER
& PERFORMANCE



DESIGNED FOR
NEW ZEALAND
CONDITIONS



MAINTAINABLE
DESIGN

| ITEM ID | BATTERY TYPE | WARRANTY † | VOLTS | CCA -18°C | RC @ 25°C | AH @ 20HR |  | | | |  |  |  |  |  |
|-----------------------------|--------------|------------|-------|-----------|-----------|-----------|---|-----|-----|-----|---|--|---|---|---|
| | | | | | | | L | W | H | TH | POLARITY | WEIGHT | TERM. TYPE | HOLD DOWN | SPECIAL FEATURES |
| Hi PERFORMANCE MAINTAINABLE | | | | | | | | | | | | | | | |
| 601106 | 03 | 24 | 6 | 270 | 80 | 65 | 184 | 167 | 163 | 186 | A | 10.50 | STD | SIDE | LM, MR, SL |
| 601100 | 41 | 24 | 12 | 350 | 50 | 35 | 230 | 133 | 180 | 199 | D | 10.73 | STD | END | EL, LM |
| 601101 | 43 | 24 | 12 | 350 | 50 | 35 | 230 | 133 | 180 | 199 | C | 10.73 | DF | END | EL, LM |
| 601102 | 46 | 24 | 12 | 410 | 75 | 46 | 237 | 173 | 184 | 205 | D | 14.72 | STD | SIDE/END | EL, LM, MR, SL |
| 601103 | 47 | 24 | 12 | 410 | 75 | 46 | 237 | 173 | 184 | 205 | D | 14.72 | DF | SIDE/END | EL, LM, MR, SL |
| 601120 | NS40Z | 24 | 12 | 330 | 55 | 31 | 196 | 128 | 201 | 223 | D | 9.65 | JIS PENCIL | - | LM, MR |
| 601121 | NS40ZL | 24 | 12 | 330 | 55 | 31 | 196 | 128 | 201 | 223 | C | 9.65 | JIS PENCIL | - | LM, MR |
| 601122 | NS40ZLS | 24 | 12 | 330 | 55 | 31 | 196 | 128 | 201 | 223 | C | 9.65 | STD | - | LM, MR |
| 601123 | NS40ZS | 24 | 12 | 330 | 55 | 31 | 196 | 128 | 201 | 223 | D | 9.65 | STD | - | LM, MR |

† Conditions apply. Refer to individual warranty statements attached to each battery.



Power Series

Century Power Series batteries are designed to meet the performance and fitment requirements of vehicles with low electrical loads and ideal for older vehicles with low voltage alternators.

- » Reliable starting power
- » Maintainable design for maximum control over battery life
- » For cars with limited accessories



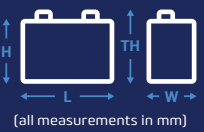





FOR CARS
WITH LIMITED
ACCESSORIES



RELIABLE
STARTING POWER
& PERFORMANCE



MAINTAINABLE
DESIGN

| ITEM ID | BATTERY TYPE | WARRANTY † | VOLTS | CCA -18°C | RC @ 25°C | AH @ 20HR |  | | | |  |  |  |  |  |
|--------------|--------------|------------|-------|-----------|-----------|-----------|---|-----|-----|-----|---|--|---|---|---|
| | | | | | | | L | W | H | TH | | | | | |
| POWER SERIES | | | | | | | | | | | | | | | |
| 600113 | G57 | 12 | 12 | 420 | 105 | 60 | 237 | 173 | 184 | 213 | D | 16.06 | STD | SIDE/END | CH, EL, LM, MR, SL |
| 600114 | G58 | 12 | 12 | 420 | 105 | 60 | 237 | 173 | 184 | 213 | C | 16.06 | DF | SIDE/END | CH, EL, LM, MR, SL |
| 600104 | G46 | 12 | 12 | 350 | 75 | 46 | 237 | 173 | 205 | 205 | D | 14.72 | STD | SIDE | CH, LM, MR, SL |
| 600105 | G47 | 12 | 12 | 350 | 75 | 46 | 237 | 173 | 180 | 215 | C | 14.72 | DF | SIDE | CH, LM, MR, SL |
| 600102 | G41 | 12 | 12 | 260 | 50 | 35 | 230 | 133 | 180 | 205 | D | 10.73 | STD | END | EL, LM |
| 600103 | G43 | 12 | 12 | 260 | 50 | 35 | 230 | 133 | 180 | 215 | C | 10.73 | DF | END | EL, LM |
| 600106 | GNS40Z | 12 | 12 | 230 | 45 | 31 | 196 | 128 | 201 | 223 | D | 9.65 | JIS PENCIL | - | LM, MR |
| 600107 | GNS40ZL | 12 | 12 | 230 | 45 | 31 | 196 | 128 | 201 | 223 | C | 9.65 | JIS PENCIL | - | LM, MR |
| 600108 | GNS40ZLS | 12 | 12 | 230 | 45 | 31 | 196 | 128 | 201 | 223 | C | 9.65 | STD | - | LM, MR |
| 600109 | GNS40ZS | 12 | 12 | 230 | 45 | 31 | 196 | 128 | 201 | 223 | D | 9.65 | STD | - | LM, MR |

† Conditions apply. Refer to individual warranty statements attached to each battery.

For more information on Century's
range of products and services,
visit centurybatteries.co.nz



Batteries that last and last



Find us on Facebook



Follow us on Twitter

Available from: