



Batteries that last and last



CAR &
PASSENGER
VEHICLE
BATTERIES



LONGER LIFE AND SUPERIOR PERFORMANCE FOR TODAY'S MODERN VEHICLES

CENTURY'S CAR AND PASSENGER VEHICLE BATTERIES ARE THE ULTIMATE IN BATTERY PERFORMANCE AND TECHNOLOGY. FEATURING SPECIALIST INTERNAL COMPONENTS, UNIQUE DESIGN FEATURES AND INDUSTRY LEADING TECHNOLOGIES TO COMBAT THE CAUSES OF BATTERY FAILURE, FOR LONGER LIFE AND SUPERIOR PERFORMANCE.

A comprehensive selection of maintenance free and maintainable batteries delivering more than just superior starting power. Century's car and passenger vehicle batteries deliver exceptional corrosion resistance, longer life and the performance to handle the demands of today's modern vehicles.



CENTURY YUASA, DESIGNING AND MANUFACTURING BATTERIES SINCE 1928.

Century Batteries is part of the Century Yuasa group, New Zealand's leading battery supplier. Our reputation for quality and innovation has been refined and demonstrated over many decades.

In this time we have developed the engineering expertise and technical know-how to ensure we deliver a range of superior quality batteries better suited to New Zealand's diverse climate and tough conditions.

Today we pride ourselves in offering our customers a range of market leading products and services which continue to set new standards in technology and performance.

PASSENGER





CHOOSING THE RIGHT BATTERY

Modern vehicles are becoming increasingly complex, placing extra demands on a battery's performance. Optional electrical accessories, regenerative braking technology and advanced engine management systems, all place extra loads on the battery.

CAR & PASSENGER VEHICLE RANGE			
			
Battery Type	Ultra Hi Performance	Hi Performance	Power Series
Fitment	For late model vehicles with superior starting power	For late model vehicles with dependable starting power	For older vehicles with reliable starting power
Application	For cars with multiple accessories	For cars with standard accessories	For cars with limited accessories
Performance			
SPECIFICATIONS			
Special Features	» Diamond mesh plate design » Calcium technology » Heat sealed double lid design » State of Charge Indicator	» Expanded plate design » Calcium technology » Heat sealed double lid design » State of Charge Indicator	» Antimonial technology » Maintainable design for maximum control over battery life
Design	 MAINTENANCE FREE DESIGN	 MAINTENANCE FREE DESIGN	 MAINTAINABLE DESIGN
Warranty			

Based on 57MF, 40B20LMF & G41. † Conditions apply. Refer to individual warranty statements attached to each battery.



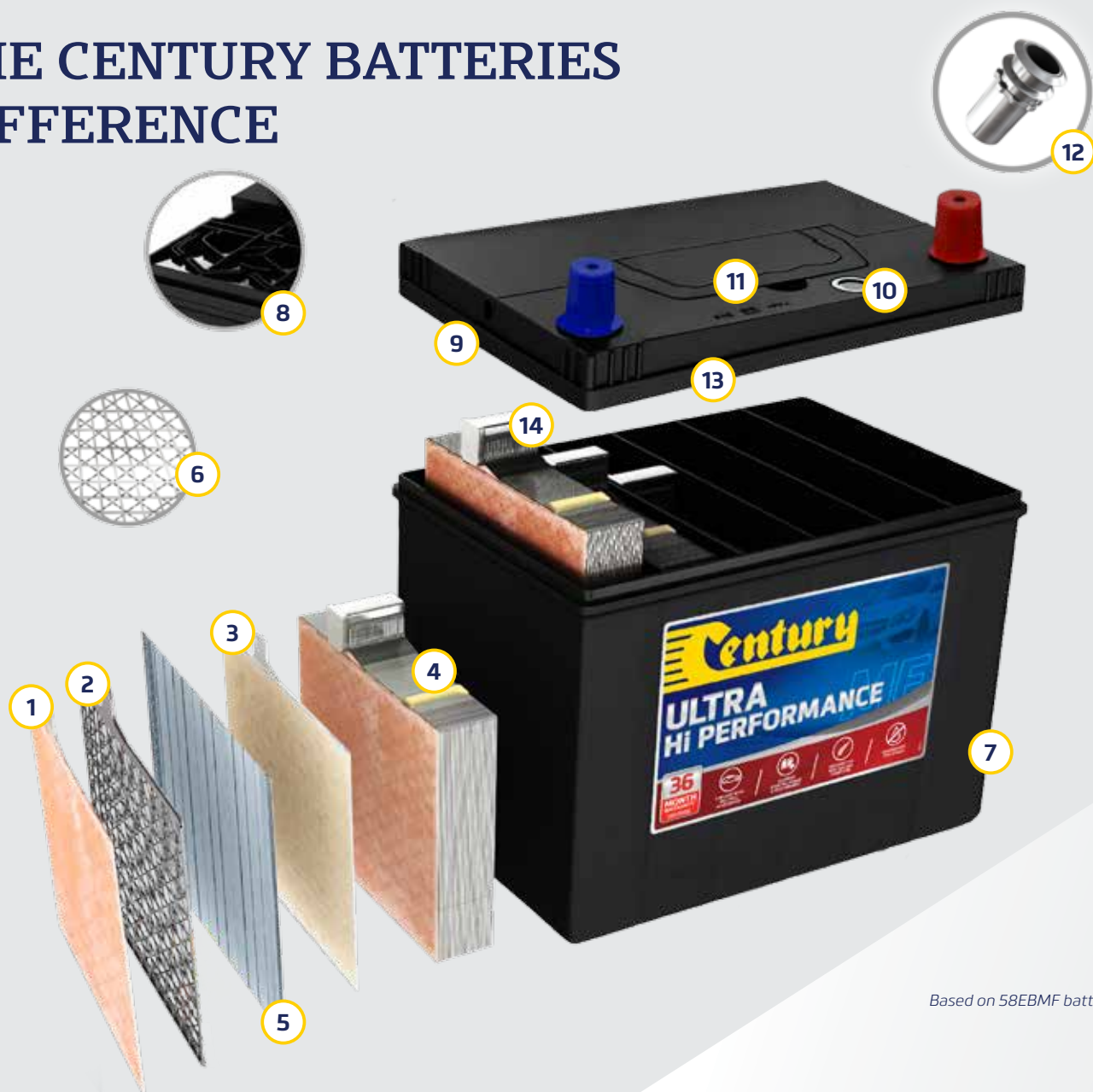
ONLINE BATTERY FINDER

Are you short on time?

Use Century's online Battery Finder to quickly and easily find the most suitable battery for your needs.

- 1 Visit centurybatteries.co.nz
- 2 Key in the vehicle make, model and year
- 3 The online Battery Finder quickly finds the most suitable battery for your needs

THE CENTURY BATTERIES DIFFERENCE



Based on 58EBMF battery.

1 ROLLED EXPANDED HIGH TIN GRID

Provides improved corrosion resistance and longer life.

2 WROUGHT LEAD-CALCIUM GRIDS

Improves resistance to grid corrosion & over-charging, and minimises gassing and water usage for reduced self-discharge.

3 NST PLATE TISSUE

Special tissue on positive plates prevents active material shedding during frequent charging and discharging.

4 PLATELOCK™ TECHNOLOGY

Combats vibration shock and damage from rough, uneven conditions.

5 LOW-RESISTANCE ENVELOPE SEPARATORS

Improves vibration resistance & helps prevent internal shorts between positive and negative plates.

6 DIAMOND MESH

Increased conductivity for higher performance.

7 POLYPROPYLENE CASE

Reinforced design provides durability to withstand shock and vibration.

8 DOUBLE LID WITH LABYRINTH STRUCTURE

Prevents electrolyte loss by collecting and returning liquid to the reservoir.

9 FLAME ARRESTOR

Prevents external ignition sources from entering the battery.

10 STATE OF CHARGE INDICATOR

For on the spot diagnosis of battery condition.

11 CARRY HANDLE

Ergonomic easy fold-down carry handle.

12 COLD FORGED TERMINAL

Improves strength.

13 HEAT SEALED DOUBLE LID

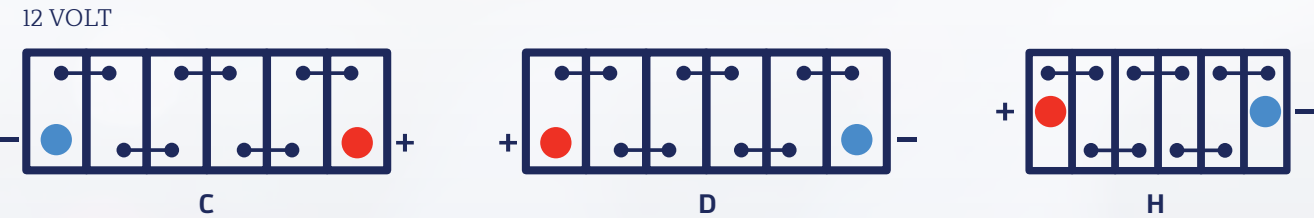
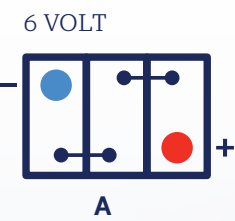
Prevents contamination, improves strength & reduces water loss.

14 CAST-ON PLATE STRAPS

Stronger than conventional connectors. Reduces damage from rough uneven conditions, shock & vibration.



CELL ASSEMBLY LAYOUT



TERMINAL TYPES

STANDARD TERMINAL POST (STD)

STANDARD & FRONT TERMINAL POST (STD/FRONT)

DUAL FIT TERMINAL POST (DF)

JIS PENCIL

LUG TERMINAL (LUG)

BATTERY HOLD-DOWN

SIDE HOLD-DOWN

END HOLD-DOWN

DIN STYLE SIDE HOLD-DOWN

DIN STYLE END HOLD-DOWN

SPECIAL FEATURES GLOSSARY

CH	Carry Handles	FA	Flame Arrestor	PL	Platelock™ Technology
CI	State of Charge Indicator	LM	Low Maintenance	SL	Side Ledge
CV	Central Venting	MF	Maintenance Free	VR	Vibration Resistant
EL	End Ledge	MR	Mud Rack		



Ultra Hi Performance

Century Ultra Hi Performance batteries are the ultimate in battery performance and maintenance free technology.

Featuring specialist internal components, unique design features and industry leading technology to combat the causes of battery failure and deliver reliability, longer life and superior performance.

- » Superior starting power
- » Enhanced active material reduces water loss
- » Platelock™ technology providing shock and vibration resistance[#]



FOR CARS WITH
MULTIPLE
ACCESSORIES



SUPERIOR
STARTING POWER
& PERFORMANCE



DESIGNED FOR
NEW ZEALAND
CONDITIONS



MAINTENANCE
FREE DESIGN

ITEM ID	BATTERY TYPE	WARRANTY †	VOLTS	CCA -18°C	RC @ 25°C	AH @ 20HR	 (all measurements in mm)				POLARITY	WEIGHT	TERM. TYPE	HOLD DOWN	SPECIAL FEATURES
							L	W	H	TH					
							ULTRA HI PERFORMANCE								
605106	57MF	36	12	530	86	52	235	174	184	205	D	13.70	STD	SIDE	CH, CI, FA, MF, MR, PL, SL, VR
605105	57EFMF	36	12	530	86	52	231	171	184	205	D	13.70	STD	-	CH, CI, FA, MF, MR, PL, VR
605108	58MF	36	12	530	86	52	235	174	184	205	C	13.70	STD	SIDE	CH, CI, FA, MF, MR, PL, SL, VR
605107	58EBMF	36	12	530	86	52	231	171	184	205	C	13.70	DF	-	CH, CI, FA, MF, MR, PL, VR
605103	55D23LMF	36	12	500	100	60	232	173	202	225	C	15.20	STD	-	CH, CI, CV, FA, MF, MR, PL, VR
605104	55D23RMF	36	12	500	100	60	232	173	202	225	D	15.20	STD	-	CH, CI, CV, FA, MF, MR, PL, VR
605100	48LMF	36	12	500	90	55	247	180	180	225	C	13.80	STD	SIDE/END	CH, CI, CV, FA, EL, MF, SL
605101	48RMF	36	12	500	90	45	247	180	180	225	D	13.80	STD	SIDE/END	CH, CI, CV, FA, EL, MF, SL
605102	50D20LMF	36	12	450	75	60	202	173	200	225	C	13.00	STD	SIDE	CH, CI, FA, MF, MR, PL, SL, VR
605109	75SMF	36	12	550	113	60	230	179	180	205	H	14.80	STD + FRONT	SIDE	CH, CI, CV, FA, MF, SL
605110	N65DMF	36	12	750	140	80	305	190	170	190	D	18.20	STD	SIDE	CH, CI, CV, FA, MF, SL
605116	NS60LMF	36	12	430	76	45	235	129	199	219	C	11.90	JIS PENCIL	-	CH, CI, FA, MF, MR, PL, VR
605117	NS60LSMF	36	12	430	76	45	235	129	199	219	C	11.90	STD	-	CH, CI, FA, MF, MR, PL, VR
605118	NS60MF	36	12	430	76	45	235	129	199	219	D	11.90	JIS PENCIL	-	CH, CI, FA, MF, MR, PL, VR
605119	NS60SMF	36	12	430	76	45	235	129	199	219	D	11.90	STD	-	CH, CI, FA, MF, MR, PL, VR
605111	NS40KLMF	36	12	330	63	38	195	136	200	220	C	10.00	JIS PENCIL	SIDE	CH, CI, FA, MF, MR, PL, SL, VR
605112	NS40ZLMF	36	12	330	63	38	195	126	200	220	C	10.00	JIS PENCIL	-	CH, CI, FA, MF, MR, PL, VR
605113	NS40ZLSMF	36	12	330	63	38	195	126	200	220	C	10.00	STD	-	CH, CI, FA, MF, MR, PL, VR
605114	NS40ZMF	36	12	330	63	38	195	126	200	220	D	10.00	JIS PENCIL	-	CH, CI, FA, MF, MR, PL, VR
605115	NS40ZSMF	36	12	330	63	38	195	126	200	220	D	10.00	STD	-	CH, CI, FA, MF, MR, PL, VR

† Conditions apply. Refer to individual warranty statements attached to each battery. #Selected items only.



Ultra Hi Performance DIN

Century Ultra Hi Performance DIN batteries have been designed and manufactured to deliver longer life and superior performance while meeting the fitment requirements of European and Imported vehicles.

- » Superior starting power
- » Specialist plate design to reduce self-discharge and water loss
- » Superior grid strength delivering improved corrosion resistance



FOR CARS WITH
MULTIPLE
ACCESSORIES



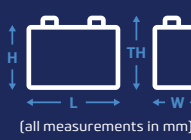





SUPERIOR
STARTING POWER
& PERFORMANCE



DESIGNED FOR
NEW ZEALAND
CONDITIONS



MAINTENANCE
FREE DESIGN

ITEM ID	BATTERY TYPE	WARRANTY †	VOLTS	CCA -18°C	RC @ 25°C	AH @ 20HR									
							L	W	H	TH					
ULTRA HI PERFORMANCE DIN															
615100	DIN44MF	36	12	420	71	43	208	175	175	175	C	11.50	STD	SIDE	CH, CI, EL, FA, MF, MR, PL, SL, VR
615114	DIN53ZLXMF	36	12	600	105	60	242	175	175	175	C	14.40	STD	SIDE/END	CH, CI, EL, FA, MF, MR, SL
615101	DIN53ZLMF	36	12	500	94	54	245	175	175	175	C	13.50	STD	SIDE/END	CH, CI, EL, FA, MF, MR, PL, SL, VR
615102	DIN53ZRMF	36	12	500	94	54	245	175	175	175	D	13.50	STD	SIDE/END	CH, CI, EL, FA, MF, MR, PL, SL, VR
615103	DIN55FMF	36	12	500	94	54	245	175	175	175	C	13.50	LUG	SIDE/END	CH, CI, EL, FA, MF, MR, PL, SL, VR
615104	DIN55ZLAGMF	36	12	500	95	55	242	174	190	190	C	14.00	STD	SIDE/END	CH, CI, CV, EL, FA, MF, SL,
615105	DIN65ZLMF	36	12	690	110	63	277	175	175	175	C	15.50	STD	SIDE/END	CH, CI, EL, FA, MF, MR, PL, SL, VR
615106	DIN66ZLAGMF	36	12	710	140	78	277	174	190	190	C	17.40	STD	SIDE/END	CH, CI, CV, EL, FA, MF, SL
615107	DIN66ZRAGMF	36	12	710	140	78	277	174	190	190	C	17.40	STD	SIDE/END	CH, CI, CV, EL, FA, MF, SL
615108	DIN75ZLMF	36	12	830	170	95	313	175	175	190	C	20.70	STD	SIDE/END	CH, CI, EL, FA, MF, MR, PL, SL, VR
615109	DIN75ZRMF	36	12	790	160	90	313	175	175	190	D	20.20	STD	SIDE/END	CH, CI, EL, FA, MF, MR, PL, SL, VR
615111	DIN74ZLMF	36	12	730	135	80	313	175	175	175	C	18.00	STD	SIDE/END	CH, CI, EL, FA, MF, MR, PL, SL, VR
615110	DIN85ZLMF	36	12	780	150	85	354	175	175	175	C	20.00	STD	SIDE/END	CH, CI, EL, FA, MF, MR, PL, SL, VR
615112	DIN88ZLMF	36	12	860	170	100	353	175	175	190	C	23.00	STD	SIDE/END	CH, CI, EL, FA, MF, MR, PL, SL, VR
615113	DIN110ZLMF	36	12	920	195	110	395	175	175	190	C	27.00	STD	SIDE/END	CH, CI, EL, FA, MF, MR, PL, SL, VR

† Conditions apply. Refer to individual warranty statements attached to each battery.



Hi Performance

Century Hi Performance batteries feature hard wearing internal components to reduce corrosion and enhance vibration resistance, while producing dependable power and performance.

- » Dependable starting power
- » Enhanced active material reduces water loss
- » Improved internal components for superior corrosion resistance



FOR CARS WITH
STANDARD
ACCESSORIES






DEPENDABLE
STARTING POWER
& PERFORMANCE



DESIGNED FOR
NEW ZEALAND
CONDITIONS



MAINTENANCE
FREE DESIGN

ITEM ID	BATTERY TYPE	WARRANTY †	VOLTS	CCA -18°C	RC @ 25°C	AH @ 20HR									
							L	W	H	TH	POLARITY	WEIGHT	TERM. TYPE	HOLD DOWN	SPECIAL FEATURES
							HI PERFORMANCE								
601144	57MFHP	24	12	510	79	47	240	174	180	205	D	13.20	STD	SIDE/END	CH, CI, EL, FA, MF, MR, PL, SL, VR
601145	58MFHP	24	12	510	79	47	240	174	180	205	C	13.20	STD	SIDE/END	CH, CI, EL, FA, MF, MR, PL, SL, VR
601143	55D23LMFHP	24	12	500	100	60	232	173	204	225	C	15.20	STD	-	CH, CI, CV, FA, MF, PL, VR
601111	75D26LMF	24	12	560	101	60	257	173	201	222	C	16.80	STD	SIDE/END	CH, CI, CV, EL, FA, MF, MR, SL
601112	75D26RMF	24	12	560	101	60	257	173	201	222	D	16.80	STD	SIDE/END	CH, CI, CV, EL, FA, MF, MR, SL
601124	45B24RMF	24	12	400	71	45	236	128	201	223	D	12.03	JIS PENCIL	-	CH, CI, CV FA, MF, MR
601125	45B24LMF	24	12	400	71	45	236	128	201	223	C	12.03	JIS PENCIL	-	CH, CI, CV FA, MF, MR
601126	45B24RSMF	24	12	400	71	45	236	128	201	223	D	12.03	STD	-	CH, CI, CV FA, MF, MR
601127	45B24LSMF	24	12	400	71	45	236	128	201	223	C	12.03	STD	-	CH, CI, CV FA, MF, MR
601107	40B20LMF	24	12	310	47	31	195	127	201	223	C	9.65	JIS PENCIL	-	CH, CI, CV, FA, MF, MR
601108	40B20LSMF	24	12	310	47	31	195	127	201	223	C	9.65	STD	-	CH, CI, CV, FA, MF, MR
601109	40B20RMF	24	12	310	47	31	195	127	201	223	D	9.65	JIS PENCIL	-	CH, CI, CV, FA, MF, MR
601110	40B20RSMF	24	12	310	47	31	195	127	201	223	D	9.65	STD	-	CH, CI, CV, FA, MF, MR
601139	NS60LMFHP	24	12	400	70	42	238	129	201	225	C	11.50	JIS PENCIL	-	CH, CI, FA, MF, MR, PL, VR
601140	NS60MFHP	24	12	400	70	42	238	129	201	225	D	11.50	JIS PENCIL	-	CH, CI, FA, MF, MR, PL, VR
601141	NS60LSMFHP	24	12	400	70	42	238	129	201	225	C	11.50	STD	-	CH, CI, FA, MF, MR, PL, VR
601142	NS60SMFHP	24	12	400	70	42	238	129	201	225	D	11.50	STD	-	CH, CI, FA, MF, MR, PL, VR
601135	NS40ZLMFHP	24	12	330	57	34	187	127	202	226	C	8.90	JIS PENCIL	-	CH, CI, FA, MF, MR, PL, VR
601136	NS40ZMFHP	24	12	330	57	34	187	127	202	226	D	8.90	JIS PENCIL	-	CH, CI, FA, MF, MR, PL, VR
601137	NS40ZLSMFHP	24	12	330	57	34	187	127	202	226	C	8.90	STD	-	CH, CI, FA, MF, MR, PL, VR
601138	NS40ZSMFHP	24	12	330	57	34	187	127	202	226	D	8.90	STD	-	CH, CI, FA, MF, MR, PL, VR

† Conditions apply. Refer to individual warranty statements attached to each battery.



Hi Performance DIN

Century Hi Performance DIN batteries have been designed and manufactured to meet the fitment requirements of European and Imported vehicles.

- » Calcium technology for longer service life
- » Specialist plate design to reduce self-discharge and water loss
- » State of Charge Indicator for on the spot diagnosis of battery condition



FOR CARS WITH
STANDARD
ACCESSORIES



DEPENDABLE
STARTING POWER
& PERFORMANCE



DESIGNED FOR
NEW ZEALAND
CONDITIONS



MAINTENANCE
FREE DESIGN

ITEM ID	BATTERY TYPE	WARRANTY [†]	VOLTS	CCA -18°C	RC @ 25°C	AH @ 20HR	 (all measurements in mm)								
							L	W	H	TH					
Hi PERFORMANCE DIN															
611100	DIN53LMFHP	24	12	470	86	52	245	175	175	175	C	13.00	STD	SIDE/END	CH, CI, EL, FA, MF, MR, PL, SL, VR
611101	DIN65LMFHP	24	12	560	102	61	277	175	175	175	C	15.00	STD	SIDE/END	CH, CI, EL, FA, MF, MR, PL, SL, VR
611102	DIN75LMFHP	24	12	690	133	80	313	175	175	175	C	17.50	STD	SIDE/END	CH, CI, EL, FA, MF, MR, PL, SL, VR
611103	DIN85LMFHP	24	12	710	141	84	354	175	175	175	C	19.50	STD	SIDE/END	CH, CI, EL, FA, MF, MR, PL, SL, VR

† Conditions apply. Refer to individual warranty statements attached to each battery.



Hi Performance Maintainable

Century Hi Performance maintainable batteries feature a mix of both Expanded and Hybrid grid designs, using Calcium and Antimonial technologies. Hard wearing components reduce corrosion, limit gassing and minimise water loss, ensuring dependable power when it's needed the most.

- » Dependable starting power
- » Specialist plate design to reduce self-discharge and water loss
- » Maintainable design for maximum control over battery life



FOR CARS WITH
STANDARD
ACCESSORIES



DEPENDABLE
STARTING POWER
& PERFORMANCE



DESIGNED FOR
NEW ZEALAND
CONDITIONS



MAINTAINABLE
DESIGN

ITEM ID	BATTERY TYPE	WARRANTY †	VOLTS	CCA -18°C	RC @ 25°C	AH @ 20HR	 (all measurements in mm)				POLARITY	WEIGHT	TERM. TYPE	HOLD DOWN	SPECIAL FEATURES
							L	W	H	TH					
Hi PERFORMANCE MAINTAINABLE															
601106	03	24	6	270	80	65	184	167	163	186	A	10.50	STD	SIDE	LM, MR, SL
601100	41	24	12	350	50	35	230	133	180	199	D	10.73	STD	END	EL, LM
601101	43	24	12	350	50	35	230	133	180	199	C	10.73	DF	END	EL, LM
601102	46	24	12	410	75	46	237	173	184	205	D	14.72	STD	SIDE/END	EL, LM, MR, SL
601103	47	24	12	410	75	46	237	173	184	205	D	14.72	DF	SIDE/END	EL, LM, MR, SL
601120	NS40Z	24	12	330	55	31	196	128	201	223	D	9.65	JIS PENCIL	-	LM, MR
601121	NS40ZL	24	12	330	55	31	196	128	201	223	C	9.65	JIS PENCIL	-	LM, MR
601122	NS40ZLS	24	12	330	55	31	196	128	201	223	C	9.65	STD	-	LM, MR
601123	NS40ZS	24	12	330	55	31	196	128	201	223	D	9.65	STD	-	LM, MR

† Conditions apply. Refer to individual warranty statements attached to each battery.



Power Series

Century Power Series batteries are designed to meet the performance and fitment requirements of vehicles with low electrical loads and ideal for older vehicles with low voltage alternators.

- » Reliable starting power
- » Maintainable design for maximum control over battery life
- » For cars with limited accessories



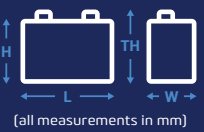





FOR CARS
WITH LIMITED
ACCESSORIES



RELIABLE
STARTING POWER
& PERFORMANCE



MAINTAINABLE
DESIGN

ITEM ID	BATTERY TYPE	WARRANTY †	VOLTS	CCA -18°C	RC @ 25°C	AH @ 20HR									
							L	W	H	TH	POLARITY	WEIGHT	TERM. TYPE	HOLD DOWN	SPECIAL FEATURES
POWER SERIES															
600113	G57	12	12	420	105	60	237	173	184	213	D	16.06	STD	SIDE/END	CH, EL, LM, MR, SL
600114	G58	12	12	420	105	60	237	173	184	213	C	16.06	DF	SIDE/END	CH, EL, LM, MR, SL
600104	G46	12	12	350	75	46	237	173	205	205	D	14.72	STD	SIDE	CH, LM, MR, SL
600105	G47	12	12	350	75	46	237	173	180	215	C	14.72	DF	SIDE	CH, LM, MR, SL
600102	G41	12	12	260	50	35	230	133	180	205	D	10.73	STD	END	EL, LM
600103	G43	12	12	260	50	35	230	133	180	215	C	10.73	DF	END	EL, LM
600106	GNS40Z	12	12	230	45	31	196	128	201	223	D	9.65	JIS PENCIL	-	LM, MR
600107	GNS40ZL	12	12	230	45	31	196	128	201	223	C	9.65	JIS PENCIL	-	LM, MR
600108	GNS40ZLS	12	12	230	45	31	196	128	201	223	C	9.65	STD	-	LM, MR
600109	GNS40ZS	12	12	230	45	31	196	128	201	223	D	9.65	STD	-	LM, MR

† Conditions apply. Refer to individual warranty statements attached to each battery.

For more information on Century's
range of products and services,
visit centurybatteries.co.nz



Batteries that last and last



Find us on Facebook



Follow us on Twitter

Available from: